



### District Report Card: 2017


<b>State:</b> Arunachal Pradesh	<b>District:</b> Upper Subansiri
<b>Class:</b> 3	<b>Subject:</b> Language
<b>Schools:</b> 52	<b>Students:</b> 600


### Participation/Coverage


#### Students

<div>GENDER</div> <div></div>	Boys		Girls	
	Number	%	Number	%
	287	47.83	313	52.17

<div>AREA</div> <div></div>	Rural		Urban	
	Number	%	Number	%
	470	78.33	130	21.67

<div>CATEGORY</div> <div></div>	SC		ST		OBC		GEN	
	Number	%	Number	%	Number	%	Number	%
	2	0.33	573	95.50	9	1.50	16	2.67

<div>CWSN</div> <div></div>	LD	VI	HI	S&LD	ID	Oth
	0	1	2	1	0	2

<div>Management</div> <div></div>	Government		Government-aided	
	Number	%	Number	%
	593	98.83	7	1.17

### Average Performance of Students in Language (%)

Overall	Gender		Area		Management		Social Group			
	Male	Female	Rural	Urban	Govt.	Aided	SC	ST	OBC	GEN
47.34	47.27	47.41	48.95	41.54	47.17	61.90	20.00	47.62	28.89	51.25

## Performance on Learning Outcomes (LOs)

Learning Outcomes	Description	Average Performance(%)
L304	Reads small texts with comprehension i.e., identifies main ideas, details, sequence and draws conclusions	48.98
L312	Reads printed scripts on the classroom walls: poems, posters, charts etc.	44.07

Range of Performance of Students who Answered Correctly							
Below 30%		30% - 50%		50% - 75%		Above 75%	
Number	%	Number	%	Number	%	Number	%
151	25.17	183	30.50	202	33.67	64	10.67

## Lowest Performing Learning Outcomes (LOs)

1 - Reads printed scripts on the classroom walls: poems, posters, charts etc. (44.07)

2 - Reads small texts with comprehension i.e., identifies main ideas, details, sequence and draws conclusions (48.98)